File ..\DATA\2019\20190821\703\CPK2019-819-07189.D Tgt Mass (CHM):
Injection Date : 21 Aug 19 1:00 pm +0800 Seq. Line : 52
Sample Name : CPK2019-819-07189 Location : P1-C-03
Acq. Operator : ZJ_1432 Inj : 1
Spec. Reported : MS Integration Inj Volume : 1 ul
Acq. Method : D:\Chem32\1\data\2019\20190821\703\1-POS-3MIN.M
Analysis Method : D:\CHEM32\1\DATA\2019\20190821\703\1-POS-3MIN.M
Catalog No : CS-0062 Batch#07189
Method Info : Mobile Phase: A: water(0.01%TFA) B:ACN(0.01%TFA)
Gradient: 5% to 95%B within 1.3 min
Flow Rate :1.8ml/min
Column :SunFire C18, 4.6*50mm,3.5um A-RP-433
Oven Temperature : 45□

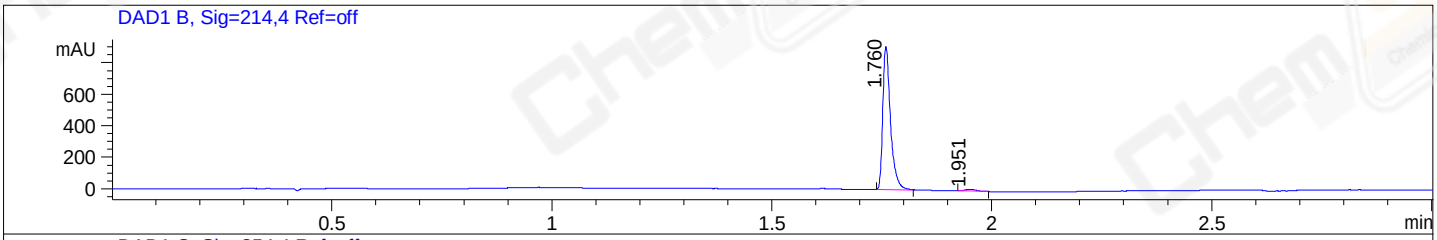


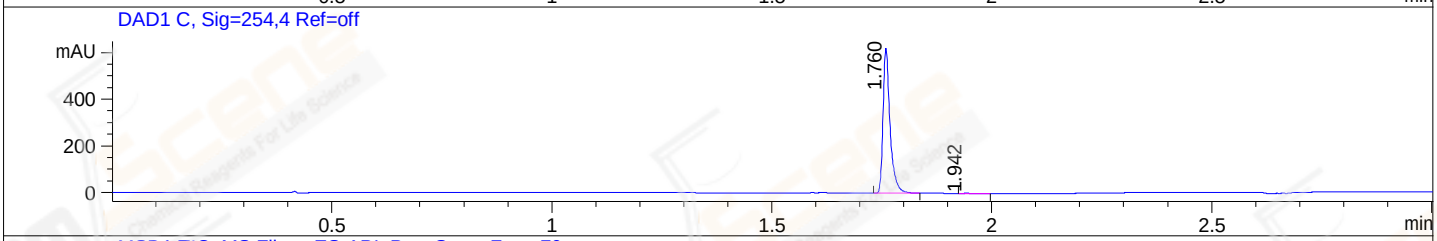


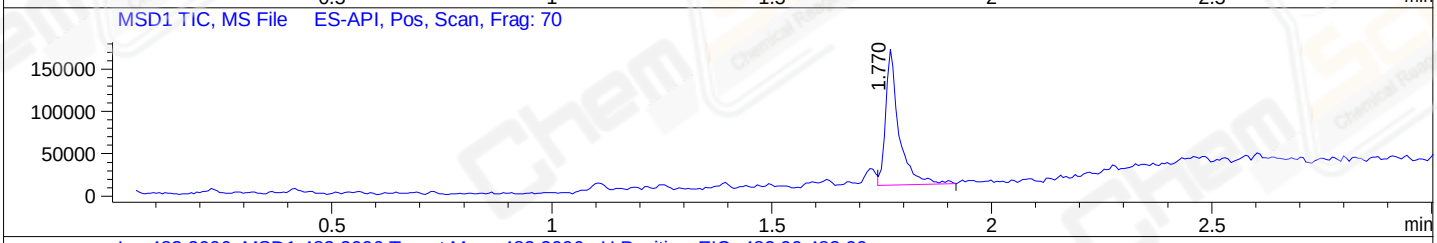


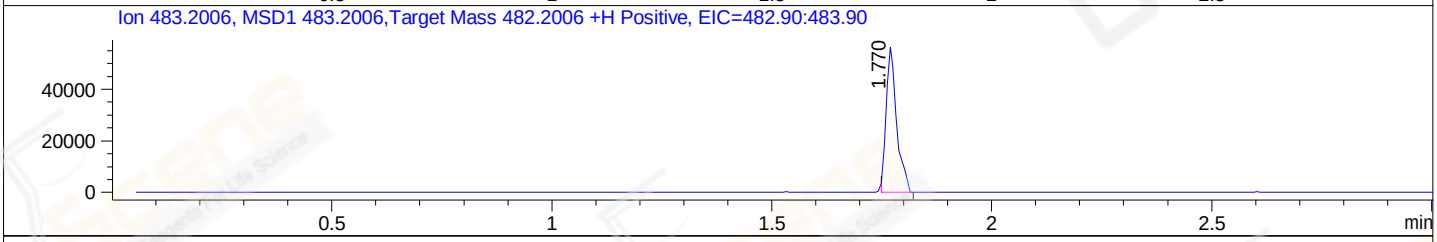


Integration Results for DAD1 B, Sig=214,4 Ref=off

| RetTim | Width | Area | Height | Area% | MS(+) |
|---|---|---|---|---|---|
| 1.76 | 0.02 | 1112.92 | 909.02 | 98.24 | 505 |
| 1.95 | 0.02 | 19.93 | 12.27 | 1.76 | 159 |

Integration Results for DAD1 C, Sig=254,4 Ref=off

| RetTim | Width | Area | Height | Area% | MS(+) |
|---|---|---|---|---|---|
| 1.76 | 0.02 | 690.36 | 621.46 | 99.73 | 505 |
| 1.94 | 0.03 | 1.90 | 1.13 | 0.27 | 159 |

Integration Results for MSD1 TIC, MS File

| RetTim | Width | Area | Height | Area% | MS(+) |
|---|---|---|---|---|---|
| 1.77 | 0.03 | 342466.94 | 161841.45 | 100.00 | 505 |
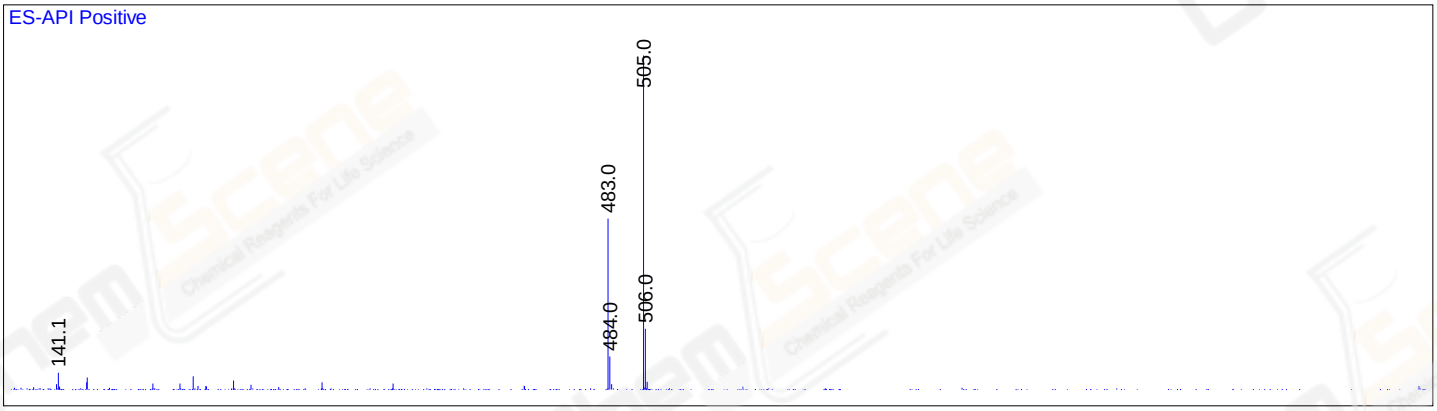
Ret. Time: 1.77 <<<< POSITIVE SPECTRA >>>>