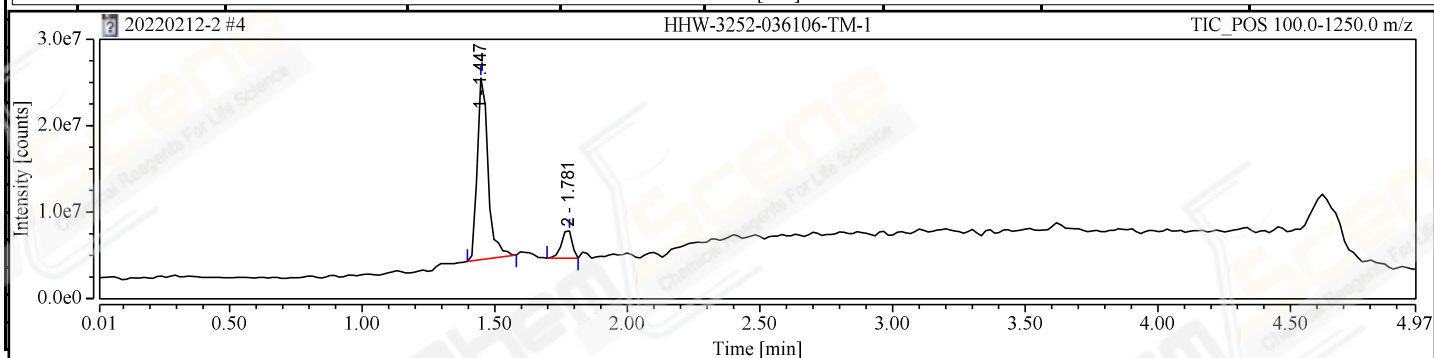
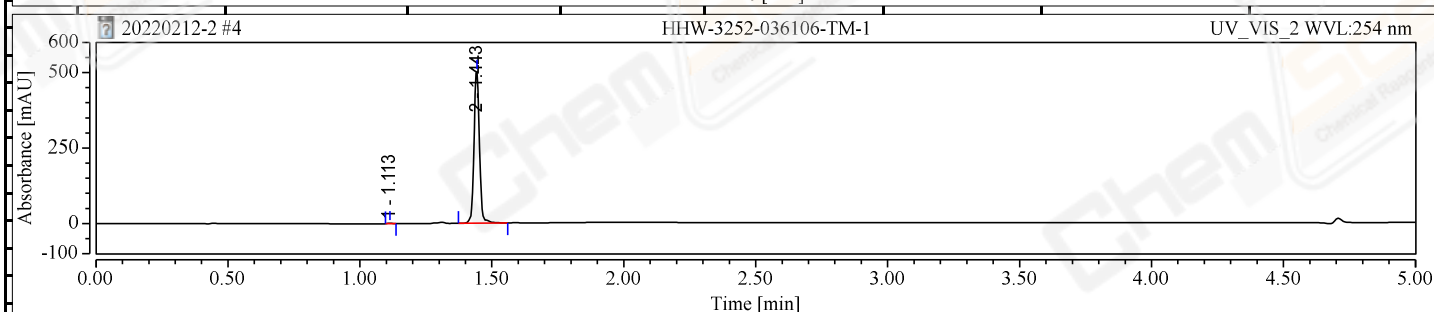
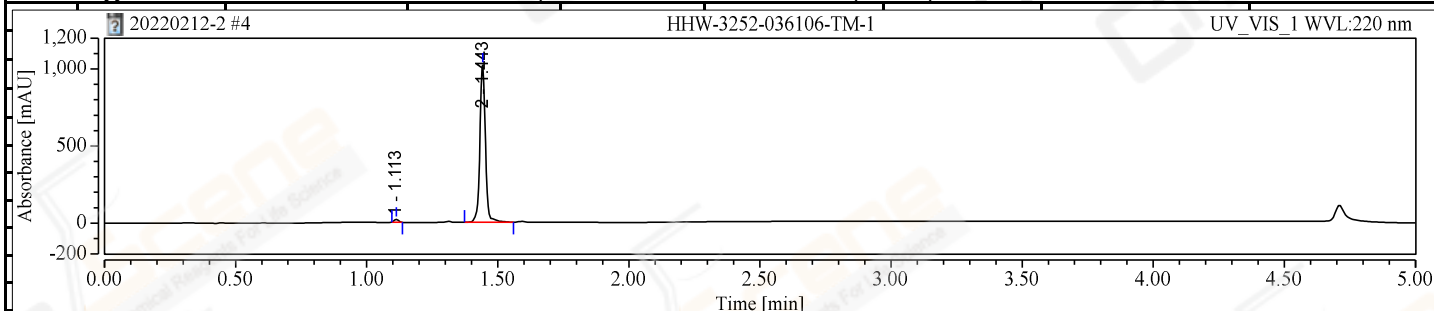


## Chromatogram and Results

Injection Name: HHW-3252-036106-TM-1 Vial Number: RE4 Injection Type: Unknown Calibration Level: AHM003 Instrument Method: LCMS-5MIN-5-95B-BOTH-1.8-left Processing Method: HHW-3252-036106-TM-1 seq.creation_operator: mlh CAS NO.: 2052301-24-1	Channel: TIC_POS Wavelength: 220.0 Injection Volume: 1.00 Injection Time: 12/02/2022 11:48 InstMeth.creation_time: 28/08/2020 09:10 Last update_time: 17/Feb/2022 15:54 Data Operator: Mliy Print Operator: Mliy
--	---

chrom://ahvy-cm7/CM7DATA/1-RND/LCMS/AHM003/Sequence/2022/202202/20220212-2.seq/649.smp/UV\_VIS\_1.channel/UV\_VIS\_1.chm




### Peak Results for UV\_VIS\_1

No.	Retention Time	Area	Height	Plates (USP)	Resolution (USP)	Match	Rel.Area	Peak Name
	min	mAU*min	mAU				%	
1	1.113	0.361	18.363	12933	8.64	917	1.415	
2	1.443	25.187	1019.073	24075	n.a.	965	98.585	
Total:		25.548	1037.436	37008.000	8.64			

### Peak Results for UV\_VIS\_2

No.	Retention Time	Area	Height	Plates (USP)	Resolution (USP)	Match	Rel.Area	Peak Name
	min	mAU*min	mAU				%	
1	1.113	0.030	1.541	13084	8.73	917	0.251	
2	1.443	11.992	501.082	24753	n.a.	977	99.749	
Total:		12.022	502.623	37837.000	8.73			



**components\_1**

Mass	Intensity	Relative Intensity
m/z	counts	%
273.11	11298618	100.00%

**components\_2**

Mass	Intensity	Relative Intensity
m/z	counts	%
225.19	1552676	100.00%