```
File ..3_2 2018-01-23 17-11-10\CPK2018-123-15459.D Tgt Mass (CHM):
Injection Date    : 23 Jan 18   5:41 pm +0800          Seq. Line : 7
Sample Name       : CPK2018-123-15459            Location   : P2-B-02
Acq. Operator     : HCL_771                                   Inj : 1
Spec. Reported    : MS Integration                   Inj Volume : 1 ul
Acq. Method       : D:\chem32\1\DATA\20180123\20180123_2 2018-01-23 17-11-10\1-POS-3MIN-1.M
Analysis Method   : D:\LCMS03\Data\LCMS02\20180123\20180123_2 2018-01-23 17-11-10\1-POS-3MIN-1.M
Catalog No   : CS-0068 Batch#15459  A-RP-189
Method Info  : Mobile Phase: A: water(0.01%TFA) B:ACN(0.01%TFA)
               Gradient: 5% to 95%B within 1.3 min
               Flow Rate :1.8ml/min
               Column :SunFire C18, 4.6*50mm,3.5um A-RP-186
               Oven Temperature : 45C
```

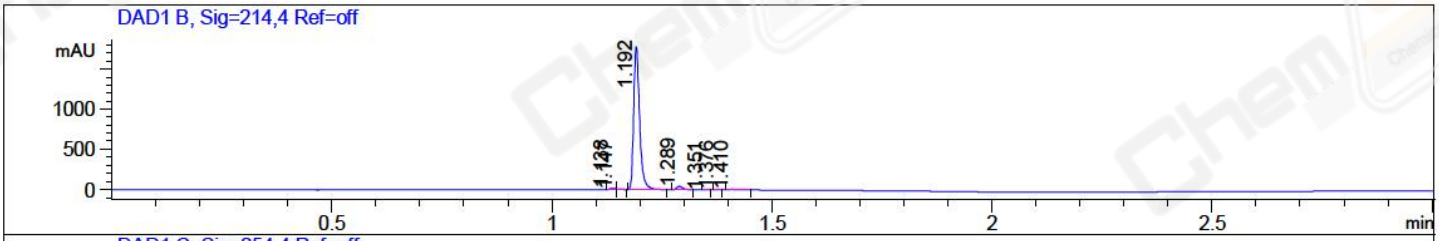

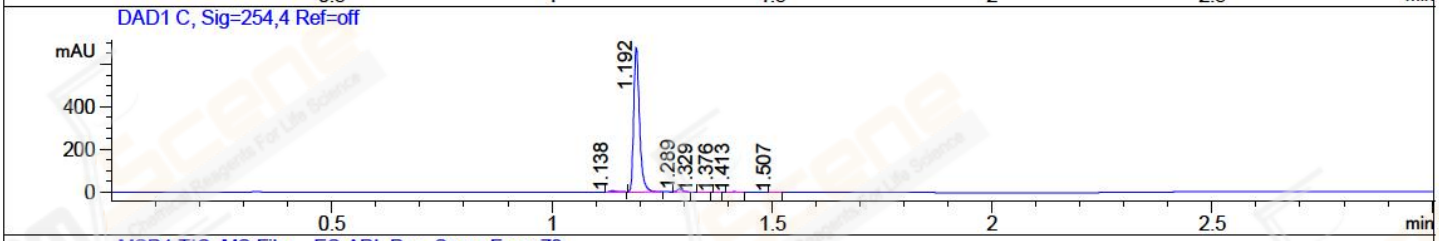

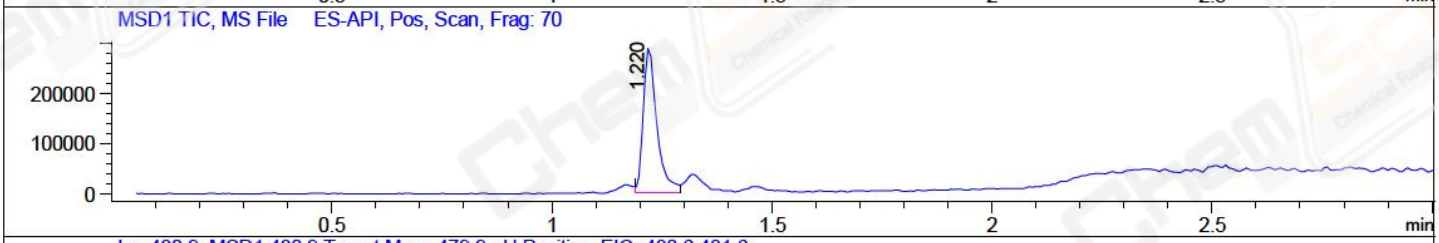

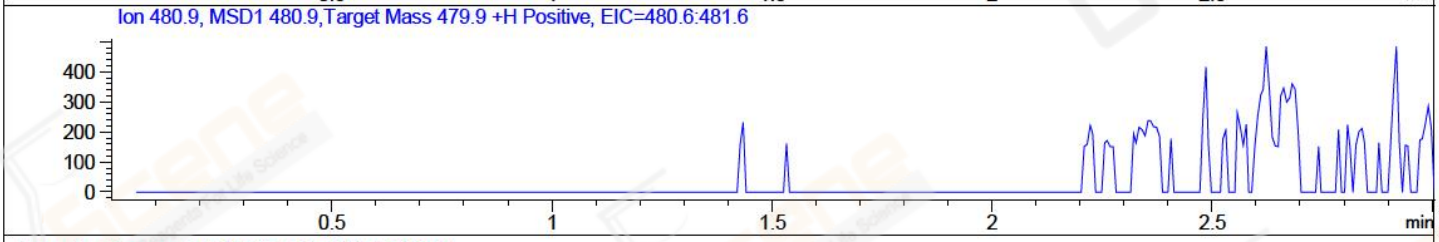

Integration Results for DAD1 B, Sig=214,4 Ref=off

RetTim	Width	Area	Height	Area%	MS(+)
1.14	0.01	14.72	17.83	0.85	ND
1.15	0.01	5.94	8.00	0.34	365
1.19	0.02	1662.68	1779.94	95.99	444
1.29	0.02	37.46	41.12	2.16	383
1.35	0.01	0.52	0.81	0.03	383
1.38	0.01	0.89	1.34	0.05	ND
1.41	0.02	9.86	6.65	0.57	ND

Integration Results for DAD1 C, Sig=254,4 Ref=off

RetTim	Width	Area	Height	Area%	MS(+)
1.14	0.02	8.76	7.33	1.35	365
1.19	0.02	623.72	678.27	96.05	444
1.29	0.01	12.95	14.83	1.99	383
1.33	0.02	0.81	0.20	0.13	383
1.38	0.01	0.45	0.53	0.07	ND
1.41	0.02	1.69	1.22	0.26	ND
1.51	0.02	0.96	0.69	0.15	ND

Integration Results for MSD1 TIC, MS File

RetTim	Width	Area	Height	Area%	MS(+)
1.22	0.03	621234.13	290421.00	100.00	444

Ret. Time: 1.22 <<<< POSITIVE SPECTRA >>>>

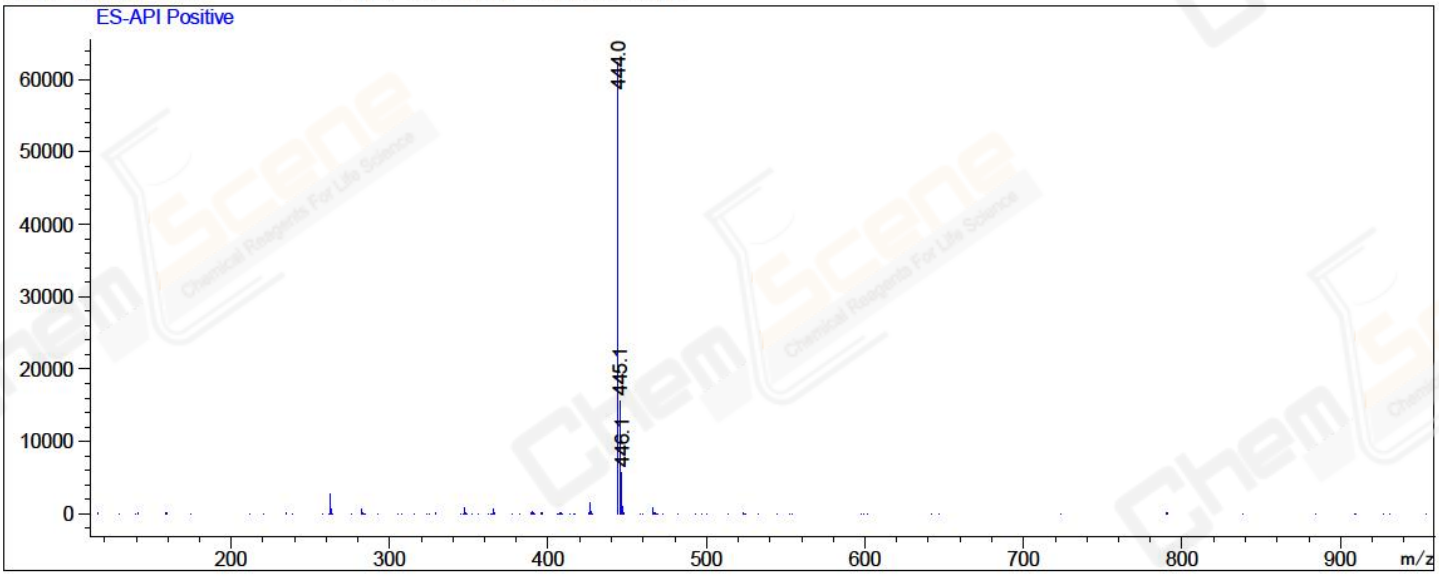

*** End of Report ***